

1 inch = 800 ft.

SW 1/4 SEC. 22,
T.7S., R.67W., 6TH P.M.

SE 1/4 SEC. 22,
T.7S., R.67W., 6TH P.M.

CASTLEGATE DR. NORTH

DISTRICT 1

DISTRICT 4

NW CORNER
SECTION 27

CASTLEGATE DR. WEST

N 1/4 CORNER
SECTION 27

I-225

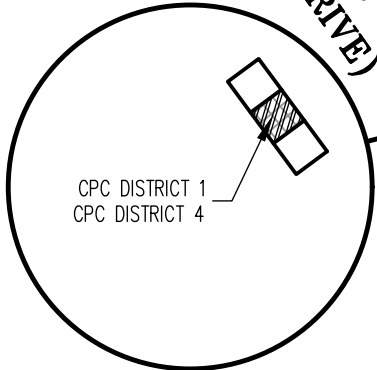
NE CORNER
SECTION 27

US HWY. 85
(SANTA FE DRIVE)

DISTRICT 4

DISTRICT 1

SECTION 27
T.7S., R.67W.,
6TH P.M.



CPC DISTRICT 1
CPC DISTRICT 4

SANTA FE DR.

DISTRICT 1



DISTRICT 4

DISTRICT 4

FAC SHOPS BLVD.

MEADOWS PKWY.

LEGEND

-  CASTLE PINES COMMERCIAL METROPOLITAN DISTRICT 1
-  CASTLE PINES COMMERCIAL METROPOLITAN DISTRICT 4



AZTEC
CONSULTANTS, INC.

300 East Mineral Ave,
Suite 1
Littleton, Colorado 80122
Phone: (303)713-1898
Fax: (303)713-1897
www.aztecconsultants.com

DISTRICT MAP
CASTLE PINES COMMERCIAL METRO. DISTRICTS 1 & 4
TOWN OF CASTLE ROCK, COLORADO